



Voice Control System

Supplement


Mercedes-Benz



2135845900

Order no. P213 0045 13 Part no. 213 584 59 00
Edition NA2016-03-a

In this Operator's Manual, you will find the following symbols:

 **DANGER** Danger due to failure to observe warning notices


Warning notices draw your attention to hazards that may endanger your health or life, or the health or life of others.

▶ Please observe the warning notices in these instructions.

 **ENVIRONMENTAL NOTE** Environmental damage due to failure to observe environmental notes

Environmental notes include information on environmentally responsible behavior or environmentally responsible disposal.

▶ Observe environmental notes.

 **NOTE** Damage to property due to failure to observe notes on material damage

Notes on material damage inform you of risks which may lead to your vehicle being damaged.

▶ Observe notes on material damage.

 Useful instructions or further information that could be helpful to you.

▶ Instruction

(→ page) Further information on a topic

Display



Information in the multifunction display/multimedia display

Highest menu level, which is to be selected in the multimedia system



Corresponding submenus, which are to be selected in the multimedia system

*

Indicates a cause

Publication details

Internet

Further information about Mercedes-Benz vehicles and about Daimler AG can be found on the following websites:

<http://www.mbusa.com> (USA only)

<http://www.mercedes-benz.ca> (Canada only)

Editorial office

©Daimler AG: Not to be reprinted, translated or otherwise reproduced, in whole or in part, without written permission from Daimler AG.

Vehicle manufacturer

Daimler AG

Mercedesstrasse 137

70327 Stuttgart

Germany

Welcome to the world of Mercedes-Benz ...	3	Message commands	14
		Vehicle commands	15
Operating safety	4		
Operation	5		
Operating the multifunction steering wheel	5		
Voice prompting	5		
Operable functions	5		
Command types	5		
Entering numbers	6		
Changing the language setting	6		
Using Voice Control System effectively	7		
Audible help functions	7		
Speech quality improvement	7		
Essential commands	8		
Switch commands	8		
Navigation commands	9		
Telephone commands	11		
Radio and TV commands	12		
Media player commands	13		
		Index	17

Before you first drive off, read this Operator's Manual carefully and familiarize yourself with your vehicle. For your own safety and a longer vehicle life, follow the instructions and warning notices in this manual. Disregarding them may lead to damage to the vehicle or personal injury.

Vehicle damage resulting from the instructions being ignored is not covered by the Mercedes-Benz Limited Warranty.

The equipment or product designation of your vehicle may vary according to:

- Model
- Order
- National version
- Availability

Mercedes-Benz reserves the right to introduce changes in the following areas:

- Design
- Equipment
- Technical features

Therefore, the description given may vary in certain cases from the equipment in your vehicle.

The following are integral parts of the vehicle:

- Digital Operator's Manual
- Printed Operator's Manual
- Maintenance Booklet
- Equipment-dependent Supplements

Keep these documents in the vehicle at all times. If you sell the vehicle, always pass all of the documents on to the new owner.

Mercedes-Benz USA, LLC

Mercedes-Benz Canada, Inc.

A Daimler Company

4 Operating safety

⚠ WARNING Risk of distraction from information systems and communications equipment

If you operate information and communications equipment integrated in the vehicle when driving, you will be distracted from the traffic situation. This could also cause you to lose control of the vehicle.

- ▶ Only operate this equipment when the traffic situation permits.
- ▶ If you cannot be sure of this, stop the vehicle whilst paying attention to road and traffic conditions and operate the equipment with the vehicle stationary.

⚠ WARNING Risk of distraction from operating mobile communication equipment while the vehicle is in motion

If you operate mobile communication equipment when driving, you will be distracted from the traffic situation. This could also cause you to lose control of the vehicle.

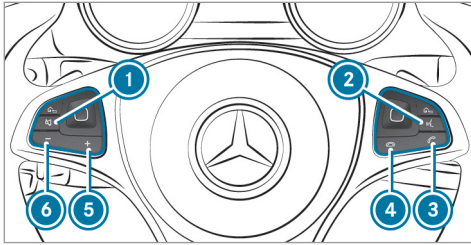
Only operate this equipment when the vehicle is stationary.







For your own safety, always observe the following points when operating mobile communications equipment and especially your voice control system:

- Observe the legal requirements for the country in which you are driving.
- While driving, only operate mobile communications equipment and your voice control system when the traffic conditions permit it. You may otherwise be distracted from the traffic conditions and cause an accident, injuring yourself and others.
- Do not use the voice control system in an emergency as your voice can change and your telephone call can be unnecessarily delayed.
- Familiarize yourself with the voice control system functions before starting the journey.


Operating the multifunction steering wheel

Voice Control System is operational approximately thirty seconds after the ignition is switched on.



- ①  Switches the sound off/on (ends Voice Control System)
- ②  Starts Voice Control System
- ③  Makes/accepts a call
- ④  Rejects/ends a call
- ⑤  Increases the volume
- ⑥  Decreases the volume

Voice prompting

- ▶ **To start or continue a dialog:** press the  button on the multifunction steering wheel. You can say a command after an acoustic signal.
- ▶ **To correct an entry:** say the Correction command.
- ▶ **To select an entry from the selection list:** say the line number or the contents.
- ▶ **To browse the selection list:** say the Continue or Back command.
- ▶ **To interrupt the dialog:** say the Pause command.
- ▶ **To cancel the dialog:** say the Cancel command.

Operable functions

You can use Voice Control System to operate the following systems depending on the equipment:

- Telephone
- Text messages

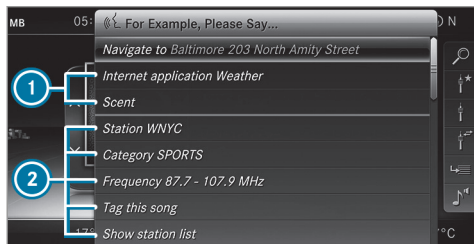
- Navigation
- Address book
- Radio
- Audio (CD/DVD player or changer, memory card, hard drive, Media Interface, USB and Bluetooth® audio)
- TV and video
- Vehicle

Command types

A distinction is made between the following command types:

- **Global commands** can be said at any time and regardless of the current application, e.g. the Navigate to, Call or Text message to commands.
- **Application-specific commands** are only available for the active application.

6 Operation



- ① Global commands
- ② Application-specific commands

On the display next to the active application, the global commands being switched and the corresponding application-specific commands are displayed on an autocue. This makes entry easier and supports interactive operation. The list can be scrolled; it can be operated by speech or the controller/touchpad.

Entering numbers

Entering numbers:

- The numbers allowed are zero to ten.

- Telephone numbers can be entered as blocks of digits.


Changing the language setting

You can change the language of Voice Control System via the system language settings. If the system language set is not supported by Voice Control System, English will be selected.

Voice Control System is available in English, French and Spanish.

Audible help functions

You receive information and help for:

- **Optimal operation:** say the Help Voice Control System command.
- **Current application:** press the  button on the multifunction steering wheel and say the Help command.
- **Continued dialog:** say the Help command during a voice dialog.
- **Specific system:** call up the help command for the desired system, e.g. Help telephone.


Speech quality improvement

If Voice Control System does not understand you:


- Only operate Voice Control System from the driver's seat.
- Say the commands coherently and clearly, but do not exaggerate the words.
- Prevent loud noises, e.g. the blower, from interfering while you make an entry.

- Say the voice tag with the same intonation when creating voice tags.

If an address book entry voice tag is not recognized:

- Only create sensible address book entries in the system/mobile phone, e.g. surname and first name in the correct field.
- Do not use any abbreviations, unnecessary spaces or special characters.
- Create a speaker-dependent voice tag, if necessary.
- Press the  button on the multifunction steering wheel when the desired name is read out.

If a station list entry is not recognized:

- Save a speaker-dependent voice tag for the station.
- Say the Read out station list command.
- Press the  button on the multifunction steering wheel when the desired station is read out.

8 Essential commands

Switch commands

Switch commands can be used to open certain applications. The command selection can be

used regardless of the application that is currently active.

Command	Function
Navigation	To switch to navigation mode
Map	To switch to map display
Address book	To switch to address book
Telephone	To switch to telephone mode
Text messages	To switch to text messages
Radio	To switch to radio mode
TV	To switch to TV mode
Media	To switch to media mode
USB	To switch to USB
Memory card	To switch to memory card
Internet application <Name>	To switch to the available Mercedes-Benz online applications
Mercedes-Benz Apps	To switch to the Mercedes-Benz Apps

Command	Function
Connect	To switch to Internet mode
Vehicle	To switch to vehicle settings
System settings	To switch to system settings

Navigation commands

With the navigation commands, you can enter POIs or conventional addresses as well as directly executing important navigation settings.

Command	Function
Navigate to <Address/POI/Contact>	Universal search for destinations of all types. A search is also conducting in the address book contacts, in the navigation database and on the Internet (POIs). The order of the details, e.g. city, street or house number, can be variably selected.
Address <Address>	Destination entries consisting of city, street and house number
Address <Country>	Destination entry consisting of destination countries
POI <POI>	Destination entry consisting of POI types. A search is also conducted in the navigation database and on the Internet.
POI online search <POI>	To conduct a POI search on the Internet only

10 Essential commands

Command	Function
Navigate to contact <Name>	Destination entry using available names in the address book
Enter country Enter city Enter district Enter street Enter intersection Enter house number Enter zip code	To enter a country/town/district/street/intersection/house number/zip code
Nearest restaurant Nearest parking lot Nearest rest area with restrooms Nearest gas station	To search for nearby restaurants, parking spaces and gas stations
Last destinations	To select a destination from the list of last entered destinations
Alternative routes	To switch route guidance to another route
Start route guidance	To start route guidance after entering a valid destination
Cancel route guidance	To cancel route guidance

Command	Function
Guidance instructions on Guidance instructions off	To switch the route guidance voice output on/off
Show traffic map Hide traffic map	To switch the traffic map on/off
Switch on POI symbols Switch off POI symbols	To switch the POI symbols display on the map on/off

Telephone commands

You can use the telephone commands to make phone calls or search through the address book.

Command	Function
Call <Name>	To make a phone call. All address book names are available.
Call <Number>	To make a phone call. All address book phone numbers are available.
Find contact <Name>	To make a phone call. All address book names are available.
Received calls	To display the last incoming calls

12 Essential commands

Command	Function
Last calls	To display the last phone number dialed
Redial number	To select the last phone number dialed

Radio and TV commands

Radio and TV commands can also be used when the radio or TV application is running in the background.

Command	Function
Station <Name>	To call up receivable or saved stations
<Frequency>	Direct frequency entry
Next station Previous station	To switch to the next available station
Save station	To assign the memory entry to the station currently selected
Show station list	To display the names of all receivable stations
Read out station list	To listen to the names of all receivable stations

Command	Function
Traffic info on Traffic information off	To switch the traffic information service on/off
Radio info on Radio info off	To switch the current station information on/off

Media player commands

Media player commands can also be used when the media player is running in the background.

Command	Function
Play <Track/Artist/Album>	The names of all available artists, composers, tracks, genres or playlists are accepted during the search.
Search for <Name>	The names of all available artists are accepted during the search.
Media search <Track/Artist/Album>	The names of all available artists, tracks or albums are accepted during the search.

14 Essential commands

Command	Function
Show all albums Show all artists Show all composers Show all genres Show all tracks Show all playlists	Existing albums, artists, composers, genres, tracks or playlists are searched for.
Next track	To select the next track
Previous track	To repeat the started track or repeat the previous track if the current track has only been played for a short period of time
Random track list on Random track list off	To switch the random track list on/off
Play more like this	To search for and play similar tracks

Message commands

Text messages can be created, edited and heard using message commands.

Command	Function
Text message to <Name>	To create a message. All address book names are available.
Read out all new text messages	To read out and listen to recently received text messages
Reply	To reply to a message
Reply to all	To reply to all recipients of a message
Forward text message	To forward a message
Add recipient	To add a recipient
Call sender	To call the message sender
Call recipient	To call the message recipient

Vehicle commands

You can use the vehicle commands to directly call up the corresponding menus for the vehicle settings.

Command	Function
Ambient light	To display ambient light settings
Display and styles	To show display settings

Command	Function
Assistance settings	To display assistance settings
Scent	To display fragrancing settings
Energy flow	To display energy flow settings
Ionization	To display ionization settings
Climate control	To display climate control settings
Light	To display light settings
Massage	To display massage settings
Engine data	To display engine data settings
Seats	To display seat adjustment settings
Consumption	To display consumption settings
Visualization	To display visualization settings

A		G		S	
Application-specific command	5	Global command	5	Speech quality	
Audible help functions	7			Notes on improving	7
		L		Switch commands	8
C		Language setting			
Command list		Changing	6	T	
Media player	13			Telephone commands	11
Messages	14	M		Text message commands	14
Navigation	9	Media player commands	13	TV commands	12
Radio/TV	12	Message commands	14		
Switching	8	Multifunction steering wheel		V	
Telephone	11	Operation	5	Vehicle commands	15
Vehicle	15			Voice prompting	5
Command types	5	N			
		Navigation commands	9		
E					
Entering numbers	6	O			
		Operating safety			
F		Information	4		
Functions					
Operable	5	R			
		Radio commands	12		

